

03



AGRICULTURE

WATER PUMP



Features :

- Sive and reliable pumping power
- High quality pump body
- Compact and lightweight design

Article No.	10009324	10002508
Model No.	BRGP2IN	BRGP3IN
Description	Gasoline Water Pump 6.5HP, 2 inch	Gasoline Water Pump 6.5HP, 3 inch
Specification		
Water Output Pipe Dia.	2"(50 mm)	3"(80 mm)
Max Suction Lift (m)	7	
Max Overhead Lift (m)	30	
Max Flow Rate (L/min)	158 GPM or 0.5 m ³ /min	220 GPM or 0.92 m ³ /min
Max Engine	4.0 kW (5.5 HP)	4.5 kW (6.5 HP)
Revolution (rpm)	3600	
Dimension (LxWxH) (mm)	474 x 396 x 391	541 x 444 x 482
Weight (kg)	24	26

DRONE AGRI



Quick Pluggable Tank



Smart Battery Longer Life Time



15 Minute Quick Charge

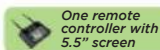


Obstacle Avoidance Function

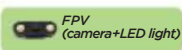


Spraying & Spreading Dual System

Standart Accessories



One remote controller with 5.5" screen



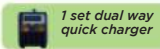
FPV (Camera+LED light)



2000mAh smart battery



Maintenance/repair toolkit



1 set dual way quick charger



Aluminum transport case

Optional Accessories



Spreader Tank



Terrain Following Radar



Spread width: 5-10 m



Spread 360° in all directions

Article No.	10473567	
Model No.	BPD16	
Description	Drone Agri 16L 4 Prop 40kg	
Specification		
Pesticide Tank(L)	16	
Flying Time (min)	10-15	
Flying Radius (m)	0-1000	
Flying Height (m)	0-30	
Flying Speed (m)	0-12	
Spray Speed (s)	0-8	
Spray Widht/Nozzle No.	> 4-6 m / 8 nozel	
Spray Flow (L/min)	2-2.5	
Ketahanan Angin (m/s)	10	
Drone Size	Spread	P(1.35m) x L(1.4m) x T(0.7m)
	Folded	P(0.77m) x L(0.88m) x T(0.7m)
Power System	Motor	Brushless
	Propeller	Carbon Fiber
	ESC	Rapid Throttle Response
Remote Controller	5.5" Screen	
Battery/Quantity	20000 mAh / 1 pc	
Adapter + Charger	Dual Channel Charger 3000W	
Take-off Weight (kg)	40	
Net Weight (kg)	18	
Packing Case	Alumunium	
Toolkit	Repair and Maintenance Tools	

CULTIVATOR

CULTIVATOR GASOLINE



Include Accessories:



Resistance Rod



Rotary Blade J



Rubber Wheels

Features :

- Easy to operate
- High performance and multi function
- Equipped with a rotary blade

Article No.	10125328
Model No.	BPCG4.8HP
Description	Cultivator Gasoline 4.8HP GX160
Specification	
Engine Type	Gasoline, Honda GX160
Engine	Air-cooled, 4-cycle, single cylinder
Power (kW(hp)/rpm)	3.6(4.8) / 3600
Tilling Width (mm)	1050
Tilling Depth (mm)	150 - 300
Driving Model / Gear Shifting	Belt / -1,0,2,1
Dimension (mm)	1420 x 1070 x 1143
N.W / G.W (kg)	75 / 85

OPTIONAL ACCESSORIES CULTIVATOR GASOLINE

Ditcher K-1



10193787

Ditcher Adjustable K-2



10193975

Digger Potato



10193976

Plow Unilateral



10193977

Ditcher Adjustable Adjuster



10214745

Iron Wheel Gasoline



10194007

Blade Anti-Wind



10238893



Article No.	Description	Dimension (mm)	Weight (kg)
10193787	Ditcher K-1 For Cultivator	390 x 290 x 140	3
10193975	Ditcher Adjustable K-2 For Cultivator	480 x 290 x 210	4
10193976	Digger Potato K-3 For Cultivator	580 x 380 x 460	8
10193977	Plow Unilateral G-2 For Cultivator	440 x 240 x 420	7
10214745	Ditcher Adjustable Adjuster	480 x 290 x 210	4
10194007	Iron Wheel Gasoline Dw9 For Cultivator	380 x 250 x 150	14
10238893	Blade Anti-Wind For Gasoline Cultivator	730 x 550 x 370	22

CULTIVATOR DIESEL 6HP COMPLETE SET



Gun Handle for Safety

- Features :
- Adjustable handle for easy maneuverability
 - High performance and multi function
 - Equipped with a rotary blade

Include Accessories:



Resistance Rod



Rotary Blade J



Rubber Wheels

Article No.	10125329
Model No.	BPCD6HP
Description	Cultivator Diesel 6HP Complete Set
Specification	
Engine Type	Diesel Engine 178F
Engine	Air-cooled, 4-cycle, single cylinder
Power (kW(hp)/rpm)	4.6(6.0) / 3600
Tilling Width (mm)	800 - 1100
Tilling Depth (mm)	150 - 300
Driving Model / Gear Shifting	Gear / -1,0,2,1
Dimension (mm)	1785 x 1115 x 1050
N.W / G.W (kg)	120 / 130

OPTIONAL ACCESSORIES CULTIVATOR DIESEL

Ditcher K-1



10193787

Digger Potato



10193976

Plow Unilateral



10193977

Ditcher Adjustable Adjuster



10214745

Iron Wheel Gasoline



10194020

Blade Anti-Wind



10238894



Article No.	Description	Dimension (mm)	Weight (kg)
10193787	Ditcher K-1 For Cultivator	390 x 290 x 140	3
10193976	Digger Potato K-3 For Cultivator	580 x 380 x 460	8
10193977	Plow Unilateral G-2 For Cultivator	440 x 240 x 420	7
10214745	Ditcher Adjustable Adjuster	480 x 290 x 210	4
10194020	Iron Wheel Diesel Dw10 For Cultivator	380 x 250 x 150	20
10238894	Blade Anti-Wind For Diesel Cultivator	730 x 550 x 370	23

OPTIONAL ACCESSORIES CULTIVATOR DIESEL

Ridger Set



10193980



Water Pump 2 inch



10193981



Water Pump Small Plastic

10193978



10193982

Ditcher-C Rth



10214744



Reaper Harvers



10215368



Article No.	Description	Dimension (mm)	Weight (kg)
10193980	Ridger Set For Diesel Cultivator	700 x 500 x 420	33
10193981	Water Pump 2 inch Aluminum For Cultivator	300 x 280 x 200	5
10193978	Water Pump Small Plastic For Cultivator	180 x 100 x 100	2
10193982	Trailer Set For Diesel Cultivator	2600 x 1050 x 1000	115
10214744	Ditcher - C Rth	770 x 390 x 640	33
10215368	Reaper Harvest For 10125329	1180 x 960 x 620	57



Features :

- Reliable Performance
- Easy starting with electric starting engine
- Complete with transport ramp

Article No.	10248237
Model No.	BPHM11HP
Description	Combine Harvester Mini 11 Hp
Specification	
Engine	Changchai 192 FA Diesel Engine
Power (kW(hp)/rpm)	8.2 (11 / 3600)
Starting System	Electric
Cutting Width (mm)	1040
Working Speed (km/h)	2.88
Working Productivity (hm²/h)	≥0.06
Dimension (LxWxH) (mm)	2200 x 1270 x 1220
Weight (kg)	515